

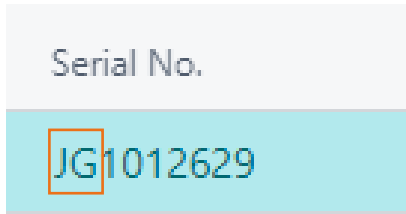
Identifying Products Using Serial Numbers



Gas Fires and Stoves

Your gas fire will match up with a product model using the serial number prefix.

For Example:

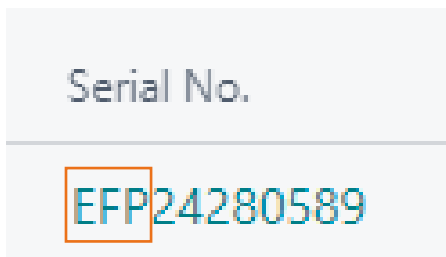


The two letters (in the orange box) allow you to identify the product.

Electric Fires and Stoves

On the electric fires there are 3 letters at the beginning of the serial number.

For Example:



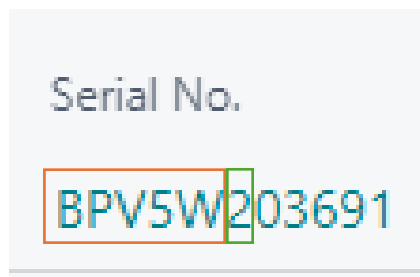
The three letters (in the orange box) allow you to identify the product via the prefix list.

Wood Burning/Multi-Fuel Stoves

On the stoves the serial number either starts with two or three letters followed by a number, or one or two letters depending on the product. The first number after this prefix will tell you what the version of the product is.

For Example:

The first few letters (in the orange box) at the start will show what the product is via the prefix list.



The first number (in the green box) after the prefix tells you what the version of the stove is.